


## Introductory sub-table (I)(a)

<b>Name of the Company: KANEL OIL &amp; EXPORT INDUSTRIES LIMITED</b>			
<b>Scrp Code, Name of the scrip, class of security: 500236</b>			
<b>Quarter ended: 31ST MARCH 2011</b>			
<b>Partly paid-up shares:-</b>	<b>No. of partly paid-up shares</b>	<b>As a % of total no. of partly paid-up shares</b>	<b>As a % of total no. of shares of the company</b>
Held by promoter/promoter group	0	0	0
Held by public	0	0	0
<b>Total - D</b>	<b>0</b>	<b>0</b>	<b>0</b>
<b>Outstanding convertible securities:- No. of outstanding securities</b>		<b>As a % of total no. of outstanding convertible securities</b>	<b>As a % of total no. of shares of the company, assuming full conversion of the convertible securities</b>
Held by promoter/promoter group	0	0	0
Held by public	0	0	0
<b>Total - E</b>	<b>0</b>	<b>0</b>	<b>0</b>
<b>Warrants:-</b>	<b>No. of warrants</b>	<b>As a % of total no. of warrants</b>	<b>As a % of total no. of shares of the company, assuming full conversion of warrants</b>
Held by promoter/promoter group	0	0	0
Held by public	0	0	0
<b>Total - F</b>	<b>0</b>	<b>0</b>	<b>0</b>
<b>Total paid-up capital of the company, assuming full conversion of warrants and convertible securities (Grand Total (A+B+C)+ D+E+F )</b>	<b>18412440</b>		<b>100</b>

FOR KANEL OIL &amp; EXPORT IND. LTD




DIRECTOR

**Statement Showing Shareholding Pattern of KANEL OIL & EXPORT INDUSTRIES LIMITED**

SCRIPT CODE: 500236		Table (I)(a)			Total shareholding as a percentage of total number of shares		Shares Pledged or otherwise encumbered	
Category code	Category of Shareholder	Number of Share holders	Total number of shares	Number of shares held in dematerialized form	As a percentage of (A+B) <sup>1</sup>	As a percentage of (A+B+C)	Number of shares	As a percentage
(I)	(II)	(III)	(IV)	(V)	(VI)	(VII)	(VIII)	(IX)= (VIII)/(IV)*100
<b>(A)</b>	<b>Shareholding of Promoter and Promoter</b>							
<b>1</b>	<b>Indian</b>							
(a)	Individuals/ Hindu Undivided Family	8	2695700	2009720	14.64	14.64		
(b)	Central Government/ State Government(s)							
(c)	Bodies Corporate	4	2175840	649100	11.82	11.82		
(d)	Financial Institutions/ Banks							
(e)	Any Others(Specify)							
(e-i)								
(e-ii)								
	<b>Sub Total(A)(1)</b>	<b>12</b>	<b>4871540</b>	<b>2658820</b>	<b>26.46</b>	<b>26.46</b>	<b>0</b>	<b>0.00</b>
<b>2</b>	<b>Foreign</b>							
a	Individuals (Non-Residents Individuals/ Foreign Individuals)				0.00	0.00		
b	Bodies Corporate				0.00	0.00		
c	Institutions				0.00	0.00		
d	Any Others(Specify)				0.00	0.00		
d-i					0.00	0.00		
d-ii					0.00	0.00		
	<b>Sub Total(A)(2)</b>	<b>0</b>	<b>0</b>	<b>0</b>	<b>0.00</b>	<b>0.00</b>	<b>0</b>	
	<b>Total Shareholding of Promoter and</b>	<b>12</b>	<b>4871540</b>	<b>2658820</b>	<b>26.46</b>	<b>26.46</b>	<b>0</b>	<b>0.00</b>

FOR KANEL OIL & EXPORT IND. LTD

  
 DIRECTOR


<b>(B)</b>	<b>Public shareholding</b>							
<b>1</b>	<b>Institutions</b>							
(a)	Mutual Funds/ UTI							
(b)	Financial Institutions / Banks	1	200	200	0.00	0.00		
(c)	Central Government/ State Government(s)							
(d)	Venture Capital Funds							
(e)	Insurance Companies							
(f)	Foreign Institutional Investors							
(g)	Foreign Venture Capital Investors							
(h)	Any Other (specify)							
(h-i)								
(h-ii)								
	<b>Sub-Total (B)(1)</b>	<b>1</b>	<b>200</b>	<b>200</b>	<b>0.00</b>	<b>0.00</b>		
<b>B 2</b>	<b>Non-institutions</b>							
(a)	Bodies Corporate	182	313489	161021	1.70	1.70		
(b)	Individuals				0.00	0.00		
I	Individuals -i. Individual shareholders holding nominal share capital up to Rs 1 lakh	26767	8714711	2556567	47.33	47.33		
II	ii. Individual shareholders holding nominal share capital in excess of Rs. 1 lakh.	123	4509900	219600	24.49	24.49		
(c)	Any Other (specify)   NRI	7	2600	2600	0.01	0.01		
(c-i)					0.00	0.00		
(c-ii)					0.00	0.00		
	<b>Sub-Total (B)(2)</b>	<b>27079</b>	<b>13540700</b>	<b>2939788</b>	<b>73.54</b>	<b>73.54</b>		
<b>(B)</b>	<b>Total Public Shareholding (B)= (B)(1)+(B)(2)</b>	<b>27080</b>	<b>13540900</b>	<b>2939988</b>	<b>73.54</b>	<b>73.54</b>		
	<b>TOTAL (A)+(B)</b>	<b>27092</b>	<b>18412440</b>	<b>5598808</b>	<b>100.00</b>	<b>100.00</b>		
<b>(C)</b>	<b>Shares held by Custodians and against which Depository Receipts have been issued</b>							
1	Promoter and Promoter Group					0.00		
2	Public					0.00		
	<b>Sub-Total (C)</b>	<b>0</b>	<b>0</b>	<b>0</b>		<b>0</b>	<b>0</b>	
	<b>GRAND TOTAL (A)+(B)+(C)</b>	<b>27092</b>	<b>18412440</b>	<b>5598808</b>		<b>100.00</b>	<b>0</b>	

FOR KANEL OIL & EXPORT IND. LTD

DIRECTOR



DIRECTOR



FOR KANEL OIL & EXPORT IND. LTD

Sr.No	Notes
1	
2	
3	
4	
5	
6	
7	
8	
9	

**(I)(A) Statement showing Shareholding of persons belonging to the category  
“Promoter and Promoter Group”**

Sr. No.	Name of the shareholder	Total shares held		Shares pledged or otherwise encumbered		
		Number of shares	As a % of grand total (A)+(B)+(C)	Number	As a percentage	As a % of grand total (A)+(B)+(C) of sub-clause I(a)
(I)	(II)	(III)	(IV)	(V)	(VI)=(V)/(III)*100	(VII)
1	HITESH K THAKKAR	1024710	5.57		0.00	0.00
2	DHIREN K THAKKAR	885010	4.81		0.00	0.00
3	ARVIND J THAKKAR	189000	1.03		0.00	0.00
4	MONIKA H THAKKAR	100000	0.54		0.00	0.00
5	RASILA A THAKKAR	136500	0.74		0.00	0.00
6	SAPANA A THAKKAR	135000	0.73		0.00	0.00
7	SHANTABEN J THAKKAR	90480	0.49		0.00	0.00
8	SHEETAL A THAKKAR	135000	0.73		0.00	0.00
9	DEVIKA PROTEINS LIMITED	432700	2.35		0.00	0.00
10	DHIREN ENTERPRISES	709740	3.85		0.00	0.00
11	T J R FINANCE LTD	234300	1.27		0.00	0.00
12	T J R SONS LTD	799100	4.34		0.00	0.00
<b>TOTAL</b>		<b>4871540</b>	<b>26.46</b>	<b>0</b>	<b>0.00</b>	<b>0.00</b>

**FOR KANEL OIL & EXPORT IND. LTD**

  
**DIRECTOR**


(I)(c) Statement showing Shareholding of persons belonging to the category "Public" and holding more than 1% of the total number of shares

Sr. No.	Name of the shareholder	Number of shares	Shares as a percentage of total number of shares {i.e., Grand Total (A)+(B)+(C) indicated in Statement at para (I)(a) above}
1	N.A.	0	0.00
<b>TOTAL</b>		<b>0</b>	<b>0.00</b>

(I)(d) Statement showing details of locked-in shares

Sr. No.	Name of the shareholder	Number of locked-in shares	Locked-in shares as a percentage of total number of shares {i.e., Grand Total (A)+(B)+(C) indicated in Statement at para (I)(a) above}
1	N.A.	0	0.00
<b>TOTAL</b>		<b>0</b>	<b>0.00</b>

FOR KANEL OIL & EXPORT IND. LTD

  
DIRECTOR

(II)(a) Statement showing details of Depository Receipts (DRs)

Sr. No.	Type of outstanding DR (ADRs, GDRs, SDRs, etc.)	Number of outstanding DRs	Number of shares underlying outstanding DRs	Shares underlying outstanding DRs as a percentage of total number of shares {i.e., Grand Total (A)+(B)+(C) indicated in Statement at para (I)(a) above}
1	N.A.	0	0	0.00
<b>TOTAL</b>		<b>0</b>	<b>0</b>	<b>0.00</b>

(II)(b) Statement showing holding of Depository Receipts (DRs), where underlying shares held by "promoter/promoter group" are in excess of 1% of the total number of shares

Sr. No.	Name of the DR Holder	Type of outstanding DR (ADRs, GDRs, SDRs, etc.)	Number of shares underlying outstanding DRs	Shares underlying outstanding DRs as a percentage of total number of shares {i.e., Grand Total (A)+(B)+(C) indicated in Statement at para (I)(a) above}
1	N.A.		0	0.00
<b>TOTAL</b>			<b>0</b>	<b>0.00</b>

FOR KANEL OIL & EXPORT IND. LTD

  
DIRECTOR