



(I)(a) **Statement showing Shareholding Pattern under Clause 35 of the Listing Agreement**

| Name of the Company: |                                                                             | KANEL OIL & EXPORTS INDUSTRIES LIMITED |                        |                                        |                                       |                            |
|----------------------|-----------------------------------------------------------------------------|----------------------------------------|------------------------|----------------------------------------|---------------------------------------|----------------------------|
| Script Code: 500236  |                                                                             | Quarter ended:                         |                        |                                        | 30th SEPTEMBER 2009                   |                            |
| Category code        | Category of shareholder                                                     | Number of shareholders                 | Total number of shares | Number of shares held in dematerialize | Total shareholding as a percentage of |                            |
|                      |                                                                             |                                        |                        |                                        | As a percentage of (A+B)              | As a percentage of (A+B+C) |
| <b>(A)</b>           | Shareholding of Promoter and Promoter Group                                 |                                        |                        |                                        |                                       |                            |
| <b>1</b>             | <b>Indian</b>                                                               |                                        |                        |                                        |                                       |                            |
| (a)                  | Individuals/ Hindu Undivided Family                                         | 11                                     | 2586830                | 2009720                                | 14.05                                 | 14.05                      |
| (b)                  | Central Government/ State Government(s)                                     | 0                                      | 0                      | 0                                      | 0.00                                  | 0.00                       |
| (c)                  | Bodies Corporate                                                            | 4                                      | 2131940                | 754600                                 | 11.58                                 | 11.58                      |
| (d)                  | Financial Institutions/ Banks                                               | 0                                      | 0                      | 0                                      | 0.00                                  | 0.00                       |
| (e)                  | Any Other (specify)                                                         | 0                                      | 0                      | 0                                      | 0.00                                  | 0.00                       |
|                      | <b>Sub-Total (A)(1)</b>                                                     | <b>15</b>                              | <b>4718770</b>         | <b>2764320</b>                         | <b>25.63</b>                          | <b>25.63</b>               |
| <b>2</b>             | <b>Foreign</b>                                                              |                                        |                        |                                        |                                       |                            |
| (a)                  | Individuals (Non-Resident Individuals/ Foreign Individuals)                 | 0                                      | 0                      | 0                                      | 0.00                                  | 0.00                       |
| (b)                  | Bodies Corporate                                                            | 0                                      | 0                      | 0                                      | 0.00                                  | 0.00                       |
| (c)                  | Institutions                                                                | 0                                      | 0                      | 0                                      | 0.00                                  | 0.00                       |
| (d)                  | Any Other (specify)                                                         | 0                                      | 0                      | 0                                      | 0.00                                  | 0.00                       |
|                      | <b>Sub-Total (A)(2)</b>                                                     | <b>0</b>                               | <b>0</b>               | <b>0</b>                               | <b>0.00</b>                           | <b>0.00</b>                |
|                      | <b>Total Shareholding of Promoter and Promoter Group (A)= (A)(1)+(A)(2)</b> | <b>15</b>                              | <b>4718770</b>         | <b>2764320</b>                         | <b>25.63</b>                          | <b>25.63</b>               |



FOR KANEL OIL & EXPORTS LTD  
  
 DIRECTOR

| Category code | Category of shareholder                                                                 | Number of shareholders | Total number of shares | Number of shares held in dematerialize | Total shareholding as a percentage of |                            |
|---------------|-----------------------------------------------------------------------------------------|------------------------|------------------------|----------------------------------------|---------------------------------------|----------------------------|
|               |                                                                                         |                        |                        |                                        | As a percentage of (A+B)              | As a percentage of (A+B+C) |
| <b>(B)</b>    | <b>Public shareholding</b>                                                              |                        |                        |                                        |                                       |                            |
| <b>1</b>      | <b>Institutions</b>                                                                     | 0                      | 0                      | 0                                      | 0.00                                  | 0.00                       |
| (a)           | Mutual Funds/ UTI                                                                       | 0                      | 0                      | 0                                      | 0.00                                  | 0.00                       |
| (b)           | Financial Institutions/ Banks                                                           | 1                      | 200                    | 0                                      | 0.00                                  | 0.00                       |
| (c)           | Central Government/ State Government(s)                                                 | 0                      | 0                      | 0                                      | 0.00                                  | 0.00                       |
| (d)           | Venture Capital Funds                                                                   | 0                      | 0                      | 0                                      | 0.00                                  | 0.00                       |
| (e)           | Insurance Companies                                                                     | 0                      | 0                      | 0                                      | 0.00                                  | 0.00                       |
| (f)           | Foreign Institutional Investors                                                         | 0                      | 0                      | 0                                      | 0.00                                  | 0.00                       |
| (g)           | Foreign Venture Capital Investors                                                       | 0                      | 0                      | 0                                      | 0.00                                  | 0.00                       |
| (h)           | NRI (repatriable)                                                                       |                        |                        |                                        |                                       | 0.00                       |
|               | <b>Sub-Total (B)(1)</b>                                                                 | <b>1</b>               | <b>200</b>             | <b>200</b>                             | <b>0.40</b>                           | <b>0.00</b>                |
| <b>2</b>      | <b>Non-institutions</b>                                                                 |                        |                        |                                        |                                       | 0.00                       |
| (a)           | Bodies Corporate                                                                        | 185                    | 1738218                | 161750                                 | 9.44                                  | 9.44                       |
| (b)           | Individuals -                                                                           |                        |                        |                                        |                                       |                            |
| i.            | Individual shareholders holding nominal share capital up to Rs. 1 lakh.                 | 26961                  | 8973652                | 2376238                                | 48.74                                 | 48.74                      |
| ii.           | Individual shareholders holding nominal share capital in excess of Rs. 1 lakh.          | 52                     | 2979000                | 120800                                 | 16.18                                 | 16.18                      |
| (c)           | N R I                                                                                   | 7                      | 2600                   | 2600.00                                | 0.01                                  | 0.01                       |
|               | <b>Sub-Total (B)(2)</b>                                                                 | <b>27020</b>           | <b>11955252</b>        | <b>2499638</b>                         | <b>64.93</b>                          | <b>64.93</b>               |
|               | <b>Total Public Shareholding (B)= (B)(1)+(B)(2)</b>                                     | <b>27206</b>           | <b>13693670</b>        | <b>2661588</b>                         | <b>74.37</b>                          | <b>74.37</b>               |
|               | <b>TOTAL (A)+(B)</b>                                                                    | <b>27221</b>           | <b>18412440</b>        | <b>5425908</b>                         | <b>100.00</b>                         | <b>100.00</b>              |
| <b>(C)</b>    | <b>Shares held by Custodians and against which Depository Receipts have been issued</b> | <b>0</b>               | <b>0</b>               | <b>0</b>                               | <b>0.00</b>                           | <b>0.00</b>                |
|               | <b>GRAND TOTAL (A)+(B)+(C)</b>                                                          | <b>27221</b>           | <b>18412440</b>        | <b>5425908</b>                         | <b>100.00</b>                         | <b>100.00</b>              |

KANEL OIL & EXPORTS INDUSTRIES LIMITED

Date: 11/10/2009  
Place: AHMEDABAD



**DIRECTOR**

Name of the Company: : KANEL OIL & EXPORTS INDUSTRIES LIMITED

Scrip Code: 500236

Quarter ended:

30TH SEPTEMBER 2009

(I)(b)

**Statement showing Shareholding of persons belonging to the category "Promoter and Promoter Group"**

| Sr. No.      | Name of the shareholder | Number of shares | Shares as a percentage of total number of shares [i.e., Grand Total (A)+(B)+(C) indicated in Statement at para (I)(a) above] |
|--------------|-------------------------|------------------|------------------------------------------------------------------------------------------------------------------------------|
| 1            | ARVIND J THAKKAR        | 189000           | 1.03                                                                                                                         |
| 2            | DHIREN K THAKKAR        | 885010           | 4.81                                                                                                                         |
| 3            | HITESH K THAKKAR        | 1024710          | 5.57                                                                                                                         |
| 4            | MONIKA H THAKKAR        | 100000           | 0.54                                                                                                                         |
| 5            | NEELABEN K THAKKAR      | 10               | 0.00                                                                                                                         |
| 6            | RASILA A THAKKAR        | 150000           | 0.81                                                                                                                         |
| 7            | SAPANA A THAKKAR        | 90480            | 0.49                                                                                                                         |
| 8            | SHANTABEN J THAKKAR     | 10               | 0.00                                                                                                                         |
| 9            | SHEETAL A THAKKAR       | 90000            | 0.49                                                                                                                         |
| 10           | SUBHASH THAKKAR         | 10               | 0.00                                                                                                                         |
| 11           | BHARTI THAKKAR          | 57600            | 0.31                                                                                                                         |
| 12           | DEVIKA PROTEINS LIMITED | 432700           | 2.35                                                                                                                         |
| 13           | DHIREN ENTERPRISES      | 709740           | 3.85                                                                                                                         |
| 14           | T J R SONS LIMITED      | 754600           | 4.10                                                                                                                         |
| 15           | T J R FINANCE LTD       | 234900           | 1.28                                                                                                                         |
| <b>TOTAL</b> |                         | <b>4718770</b>   | <b>25.63</b>                                                                                                                 |

(I)(c)

**Statement showing Shareholding of persons belonging to the category "Public" and holding more than 1% of the total number of shares**

| Sr. No.      | Name of the shareholder | Number of shares | Shares as a percentage of total number of shares [i.e., Grand Total (A)+(B)+(C) indicated in Statement at para (I)(a) above] |
|--------------|-------------------------|------------------|------------------------------------------------------------------------------------------------------------------------------|
| 1            | URVIL EXIM LTD          | 500000           | 2.72                                                                                                                         |
| 2            | DRUPAL ELE. PVT. LTD.   | 500000           | 2.72                                                                                                                         |
| 3            | DHARTI TRADE PVT. LTD.  | 420000           | 2.28                                                                                                                         |
| 4            | NIRAV V SHAH            | 200000           | 1.09                                                                                                                         |
| <b>TOTAL</b> |                         | <b>1620000</b>   | <b>8.80</b>                                                                                                                  |


(I)(d)

**Statement showing details of locked-in shares**

| Sr. No.      | Name of the shareholder | Number of locked-in shares | Locked-in shares as a percentage of total number of shares [i.e., Grand Total (A)+(B)+(C) indicated in Statement at para (I)(a) above] |
|--------------|-------------------------|----------------------------|----------------------------------------------------------------------------------------------------------------------------------------|
| 1            | NIL                     | NIL                        | NIL                                                                                                                                    |
| <b>TOTAL</b> |                         | <b>NIL</b>                 | <b>NIL</b>                                                                                                                             |

FOR : KANEL OIL & EXPORTS INDUSTRIES LIMITED

Date: 11/10/2009  
Place: AHMEDABAD



**DIRECTOR**

|                                                               |                |                     |
|---------------------------------------------------------------|----------------|---------------------|
| Name of the Company: : KANEL OIL & EXPORTS INDUSTRIES LIMITED |                |                     |
| Scrip Code: 500236                                            | Quarter ended: | 30TH SEPTEMBER 2009 |

(II)(a) Statement showing details of Depository Receipts (DRs)


| Sr. No.      | Type of outstanding DR (ADRs, GDRs, SDRs, etc.) | Number of outstanding DRs | Number of shares underlying outstanding DRs | Shares underlying outstanding DRs as a percentage of total number of shares {i.e., Grand Total (A)+(B)+(C) indicated in Statement at para (I)(a) above} |
|--------------|-------------------------------------------------|---------------------------|---------------------------------------------|---------------------------------------------------------------------------------------------------------------------------------------------------------|
| 1            |                                                 |                           |                                             |                                                                                                                                                         |
| 2            |                                                 |                           |                                             |                                                                                                                                                         |
| <b>TOTAL</b> |                                                 |                           |                                             |                                                                                                                                                         |

(II)(b) Statement showing Holding of Depository Receipts (DRs), where underlying shares are in excess of 1% of the total number of shares

| Sr. No.      | Name of the DR Holder | Type of outstanding DR (ADRs, GDRs, SDRs, etc.) | Number of shares underlying outstanding DRs | Shares underlying outstanding DRs as a percentage of total number of shares {i.e., Grand Total (A)+(B)+(C) indicated in Statement at para (I)(a) above} |
|--------------|-----------------------|-------------------------------------------------|---------------------------------------------|---------------------------------------------------------------------------------------------------------------------------------------------------------|
| 1            |                       |                                                 |                                             |                                                                                                                                                         |
| 2            |                       |                                                 |                                             |                                                                                                                                                         |
| <b>TOTAL</b> |                       |                                                 |                                             |                                                                                                                                                         |

FOR : KANEL OIL & EXPORTS INDUSTRIES LIMITED

Date: 11/10/2009  
Place: AHMEDABAD



**DIRECTOR**

|                                                               |                |                     |
|---------------------------------------------------------------|----------------|---------------------|
| Name of the Company: : KANEL OIL & EXPORTS INDUSTRIES LIMITED |                |                     |
| Scrip Code: 500236                                            | Quarter ended: | 30TH SEPTEMBER 2009 |

(I)(b) Statement showing Shareholding of persons belonging to the category "Promoter and Promoter Group"

| Sr. No.      | Name of the shareholder | Number of shares | Shares as a percentage of total number of shares [i.e., Grand Total (A)+(B)+(C) indicated in Statement at para (I)(a) above] |
|--------------|-------------------------|------------------|------------------------------------------------------------------------------------------------------------------------------|
| 1            | ARVIND J THAKKAR        | 189000           | 1.03                                                                                                                         |
| 2            | DHIREN K THAKKAR        | 885010           | 4.81                                                                                                                         |
| 3            | HITESH K THAKKAR        | 1024710          | 5.57                                                                                                                         |
| 4            | MONIKA H THAKKAR        | 100000           | 0.54                                                                                                                         |
| 5            | NEELABEN K THAKKAR      | 10               | 0.00                                                                                                                         |
| 6            | RASILA A THAKKAR        | 150000           | 0.81                                                                                                                         |
| 7            | SAPANA A THAKKAR        | 90480            | 0.49                                                                                                                         |
| 8            | SHANTABEN J THAKKAR     | 10               | 0.00                                                                                                                         |
| 9            | SHEETAL A THAKKAR       | 90000            | 0.49                                                                                                                         |
| 10           | SUBHASH THAKKAR         | 10               | 0.00                                                                                                                         |
| 11           | BHARTI THAKKAR          | 57600            | 0.31                                                                                                                         |
| 12           | DEVIKA PROTEINS LIMITED | 432700           | 2.35                                                                                                                         |
| 13           | DHIREN ENTERPRISES      | 709740           | 3.85                                                                                                                         |
| 14           | T J R FINANCE LTD       | 754600           | 4.10                                                                                                                         |
| 15           | T J R SONS LTD          | 234900           | 1.28                                                                                                                         |
| <b>TOTAL</b> |                         | <b>4718770</b>   | <b>25.63</b>                                                                                                                 |

(I)(c)

8

| Sr. No.      | Name of the shareholder | Number of shares | Shares as a percentage of total number of shares [i.e., Grand Total (A)+(B)+(C) indicated in Statement at para (I)(a) above] |
|--------------|-------------------------|------------------|------------------------------------------------------------------------------------------------------------------------------|
| 1            | URVIL EXIM LTD          | 500000           | 2.72                                                                                                                         |
| 2            | DRUPAL ELE. PVT. LTD.   | 500000           | 2.72                                                                                                                         |
| 3            | DHARTI TRADE PVT. LTD.  | 420000           | 2.28                                                                                                                         |
| 4            | NIRAV V SHAH            | 200000           | 1.09                                                                                                                         |
| <b>TOTAL</b> |                         | <b>1620000</b>   | <b>8.80</b>                                                                                                                  |

(I)(d)

Statement showing details of locked-in shares

| Sr. No.      | Name of the shareholder | Number of locked-in shares | Locked-in shares as a percentage of total number of shares [i.e., Grand Total (A)+(B)+(C) indicated in Statement at para (I)(a) above] |
|--------------|-------------------------|----------------------------|----------------------------------------------------------------------------------------------------------------------------------------|
| 1            | NIL                     | NIL                        | NIL                                                                                                                                    |
| <b>TOTAL</b> |                         | <b>NIL</b>                 | <b>NIL</b>                                                                                                                             |

FOR : KANEL OIL & EXPORTS INDUSTRIES LIMITED

Date: 11/10/2009  
Place AHMEDABAD

 **DIRECTOR**