



(I)(a) **Statement showing Shareholding Pattern under Clause 35 of the Listing Agreement**

9/10

Name of the Company:	KANEL OIL & EXPORTS INDUSTRIES LIMITED		
Script Code: 500236		Quarter ended:	30TH JUNE 2009

Category code	Category of shareholder	Number of shareholders	Total number of shares	Number of shares held in dematerialize	Total shareholding as a percentage of	
					As a percentage of (A+B)	As a percentage of (A+B+C)
(A)	Shareholding of Promoter and Promoter Group					
1	Indian					
(a)	Individuals/ Hindu Undivided Family	11	2586830	2009720	14.05	14.05
(b)	Central Government/ State Government(s)	0	0	0	0.00	0.00
(c)	Bodies Corporate	4	2131940	754600	11.58	11.58
(d)	Financial Institutions/ Banks	0	0	0	0.00	0.00
(e)	Any Other	0	0	0	0.00	0.00
	(specify)					0.00
	Sub-Total (A)(1)	15	4718770	2764320	25.63	25.63
2	Foreign					
(a)	Individuals (Non-Resident Individuals/ Foreign Individuals)	0	0	0	0.00	0.00
(b)	Bodies Corporate	0	0	0	0.00	0.00
(c)	Institutions	0	0	0	0.00	0.00
(d)	Any Other (specify)	0	0	0	0.00	0.00
	Sub-Total (A)(2)	0	0	0	0.00	0.00
	Total Shareholding of Promoter and Promoter Group (A) = (A)(1) + (A)(2)	15	4718770	2764320	25.63	25.63



AHMEDABAD STOCK EXCHANGE LIMITED RECEIVED
 (CONTENTS NOT VERIFIED)
04 JUN 2010
 Inward No. 203 125
 Signature _____

FOR KANEL OIL & EXPORTS INDUSTRIES LTD

 DIRECTOR

Category code	Category of shareholder	Number of shareholders	Total number of shares	Number of shares held in dematerialize	Total shareholding as a percentage of	
					As a percentage of (A+B)	As a percentage of (A+B+C)
(B)	Public shareholding					
1	Institutions	0	0	0	0.00	0.00
(a)	Mutual Funds/ UTI	0	0	0	0.00	0.00
(b)	Financial Institutions/ Banks	1	200	0	0.00	0.00
(c)	Central Government/ State Government(s)	0	0	0	0.00	0.00
(d)	Venture Capital Funds	0	0	0	0.00	0.00
(e)	Insurance Companies	0	0	0	0.00	0.00
(f)	Foreign Institutional Investors	0	0	0	0.00	0.00
(g)	Foreign Venture Capital Investors	0	0	0	0.00	0.00
(h)	NRI (repartable)					0.00
	Sub-Total (B)(1)	1	200	200	0.40	0.00
2	Non-institutions					0.00
(a)	Bodies Corporate	186	1738218	161750	9.44	9.44
(b)	Individuals -					
i.	Individual shareholders holding nominal share capital up to Rs. 1 lakh.	27178	8973652	2372638	48.74	48.74
ii.	Individual shareholders holding nominal share capital in excess of Rs. 1 lakh.	52	2979000	120800	16.18	16.18
(c)	N R I	7	2600	2600.00	0.01	0.01
	Sub-Total (B)(2)	27237	11955252	2496038	64.93	64.93
	Total Public Shareholding (B)= (B)(1)+(B)(2)	27424	13693670	2657988	74.37	74.37
	TOTAL (A)+(B)	27439	18412440	5422308	100.00	100.00
(C)	Shares held by Custodians and against which Depository Receipts have been issued	0	0	0	0.00	0.00
	GRAND TOTAL (A)+(B)+(C)	27439	18412440	5422308	100.00	100.00

KANEL OIL & EXPORTS INDUSTRIES LIMITED

Date: 11/7/2009
Place: AHMEDABAD

 **DIRECTOR**

Name of the Company: : KANEL OIL & EXPORTS INDUSTRIES LIMITED

Scrip Code: 500236 Quarter ended: 30TH JUNE 2009

(I)(b) **Statement showing Shareholding of persons belonging to the category "Promoter and Promoter Group"**

Sr. No.	Name of the shareholder	Number of shares	Shares as a percentage of total number of shares {i.e., Grand Total (A)+(B)+(C) indicated in Statement at para (I)(a) above}
1	ARVIND J THAKKAR	189000	1.03
2	DHIREN K THAKKAR	885010	4.81
3	HITESH K THAKKAR	1024710	5.57
4	MONIKA H THAKKAR	100000	0.54
5	NEELABEN K THAKKAR	10	0.00
6	RASILA A THAKKAR	150000	0.81
7	SAPANA A THAKKAR	90480	0.49
8	SHANTABEN J THAKKAR	10	0.00
9	SHEETAL A THAKKAR	90000	0.49
10	SUBHASH THAKKAR	10	0.00
11	BHARTI THAKKAR	57600	0.31
12	DEVIKA PROTEINS LIMITED	432700	2.35
13	DHIREN ENTERPRISES	709740	3.85
14	T J R SONS LIMITED	754600	4.10
15	T J R FINANCE LTD	234900	1.28
TOTAL		4718770	25.63

(I)(c) **Statement showing Shareholding of persons belonging to the category "Public" and holding more than 1% of the total number of shares**


Sr. No.	Name of the shareholder	Number of shares	Shares as a percentage of total number of shares {i.e., Grand Total (A)+(B)+(C) indicated in Statement at para (I)(a) above}
1	URVIL EXIM LTD	500000	2.72
2	DRUPAL ELE. PVT. LTD.	500000	2.72
3	DHARTI TRADE PVT. LTD.	420000	2.28
4	NIRAV V SHAH	200000	1.09
TOTAL		1620000	8.80

(I)(d) **Statement showing details of locked-in shares**

Sr. No.	Name of the shareholder	Number of locked-in shares	Locked-in shares as a percentage of total number of shares {i.e., Grand Total (A)+(B)+(C) indicated in Statement at para (I)(a) above}
1	NIL	NIL	NIL
TOTAL		NIL	NIL

FOR : KANEL OIL & EXPORTS INDUSTRIES LIMITED

Date: 11/7/2009
Place AHMEDABAD



DIRECTOR

Name of the Company: : KANEL OIL & EXPORTS INDUSTRIES LIMITED		
Scrip Code: 500236	Quarter ended:	30TH JUNE 2009

(II)(a)

Statement showing details of Depository Receipts (DRs)

Sr. No.	Type of outstanding DR (ADRs, GDRs, SDRs, etc.)	Number of outstanding DRs	Number of shares underlying outstanding DRs	Shares underlying outstanding DRs as a percentage of total number of shares {i.e., Grand Total (A)+(B)+(C) indicated in Statement at para (I)(a) above}
1				
2				
TOTAL				


(II)(b)

Statement showing Holding of Depository Receipts (DRs), where underlying shares are in excess of 1% of the total number of shares

Sr. No.	Name of the DR Holder	Type of outstanding DR (ADRs, GDRs, SDRs, etc.)	Number of shares underlying outstanding DRs	Shares underlying outstanding DRs as a percentage of total number of shares {i.e., Grand Total (A)+(B)+(C) indicated in Statement at para (I)(a) above}
1				
2				
TOTAL				

FOR : KANEL OIL & EXPORTS INDUSTRIES LIMITED

Date: 11/7/2009
Place AHMEDABAD



DIRECTOR

Name of the Company: : KANEL OIL & EXPORTS INDUSTRIES LIMITED		
Scrip Code: 500236	Quarter ended:	30TH JUNE 2009

(I)(b) **Statement showing Shareholding of persons belonging to the category "Promoter and Promoter Group"**

Sr. No.	Name of the shareholder	Number of shares	Shares as a percentage of total number of shares [i.e., Grand Total (A)+(B)+(C) indicated in Statement at para (I)(a) above]
1	ARVIND J THAKKAR	189000	1.03
2	DHIREN K THAKKAR	885010	4.81
3	HITESH K THAKKAR	1024710	5.57
4	MONIKA H THAKKAR	100000	0.54
5	NEELABEN K THAKKAR	10	0.00
6	RASILA A THAKKAR	150000	0.81
7	SAPANA A THAKKAR	90480	0.49
8	SHANTABEN J THAKKAR	10	0.00
9	SHEETAL A THAKKAR	90000	0.49
10	SUBHASH THAKKAR	10	0.00
11	BHARTI THAKKAR	57600	0.31
12	DEVIKA PROTEINS LIMITED	432700	2.35
13	DHIREN ENTERPRISES	709740	3.85
14	T J R FINANCE LTD	754600	4.10
15	T J R SONS LTD	234900	1.28
TOTAL		4718770	25.63

(I)(c)

8

Sr. No.	Name of the shareholder	Number of shares	Shares as a percentage of total number of shares [i.e., Grand Total (A)+(B)+(C) indicated in Statement at para (I)(a) above]
1	URVIL EXIM LTD	500000	2.72
2	DRUPAL ELE. PVT. LTD.	500000	2.72
3	DHARTI TRADE PVT. LTD.	420000	2.28
4	NIRAV V SHAH	200000	1.09
TOTAL		1620000	8.80


(I)(d)

Statement showing details of locked-in shares

Sr. No.	Name of the shareholder	Number of locked-in shares	Locked-in shares as a percentage of total number of shares [i.e., Grand Total (A)+(B)+(C) indicated in Statement at para (I)(a) above]
1	NIL	NIL	NIL
TOTAL		NIL	NIL

FOR : KANEL OIL & EXPORTS INDUSTRIES LIMITED

Date: 11/7/2009
Place AHMEDABAD

 **DIRECTOR**